

THE PERFECT SUMMER

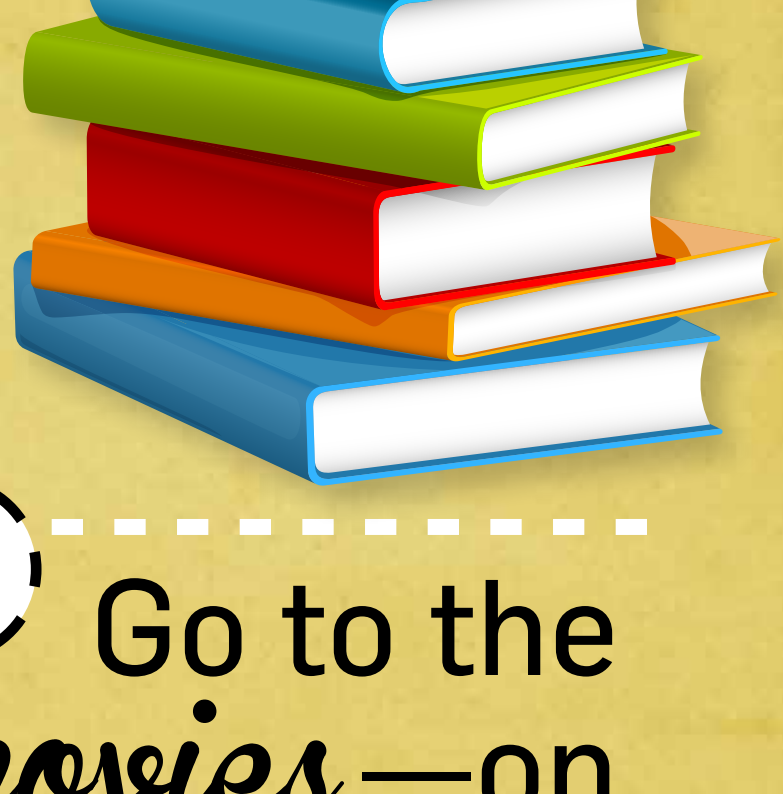
IN 15 SIMPLE STEPS

First, Relax: You've Earned It!

1 Read a book that has nothing to do with school.

3 We Like:

- Where'd You Go, Bernadette? By Maria Semple
- A Constellation of Vital Phenomena By Anthony Marra
- Mom & Me & Mom By Maya Angelou



2 Go to the *movies*—on a weeknight.

3


SLEEP PAST FIVE A.M.



4

Take a Walk Outdoors

HINT: Check out mapmywalk.com for great routes in every city!



Pin something other than teaching ideas. **Ooey gooey brownies, anyone?**

5

Next, Dream: It's Time to Reflect

6 Ask yourself questions.

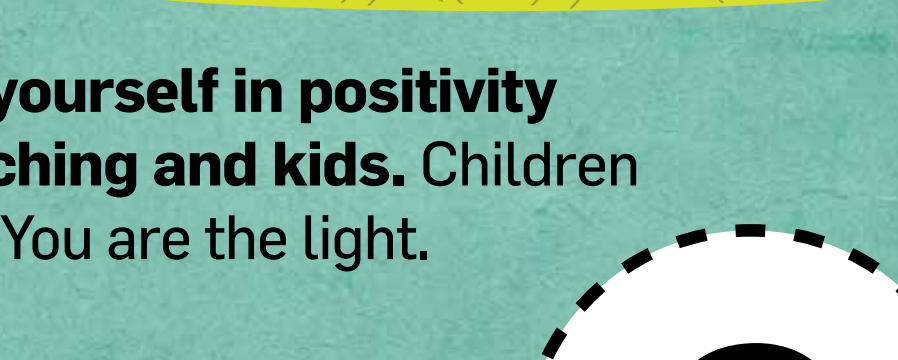
"What kind of teacher do I want to be?"

"What kind of teacher am I now?"

"How do I get from where I am to where I want to be?"

7 Think big. **REALLY BIG.**

Field-trip-to-the-African-Savannah big. Reality can come later.



8

Immerse yourself in positivity about teaching and kids. Children need light. You are the light.

Write down three things you really care about:

Rock climbing. Embroidery. Your garden. Resolve to work all three into your curriculum next year.

9

10 Take an online course and learn something new.

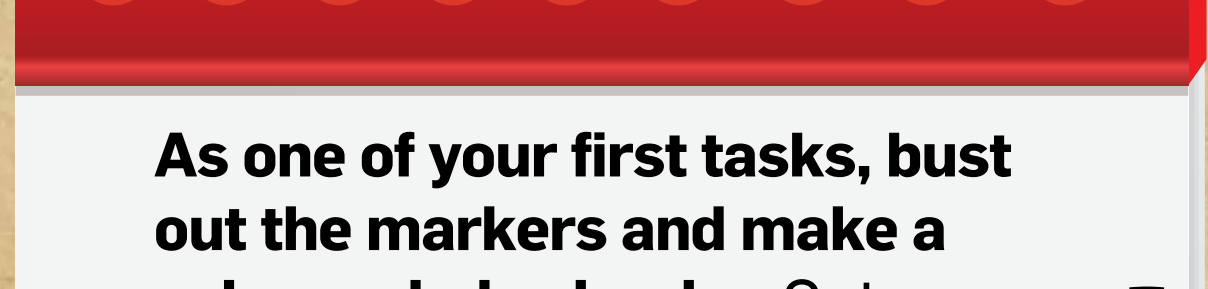
3 to Try:

- The Art of Creativity
- Flipping the Classroom
- School Conflict Management (All available at ce.fresno.edu/cpd)

Finally, Plan:

The Early Bird Gets the Worm (Or Is At Least Less Stressed in August)

11 Halfway through your summer break, complete one back-to-school task every day. Eensy, teensy baby steps!



As one of your first tasks, bust out the markers and make a color-coded calendar. Or try an online version.

3 to Check Out:

- google.com/calendar
- assignaday.4teachers.org
- keepandshare.com

12


13 Invite your grade level team to meet for coffee, biscotti and a GIANT knockout planning session.



14 Introduce yourself to students before school begins.

3 Creative Mailings:

- Postcards from your summer travels.
- Individual puzzle pieces—put the whole thing together the first day.
- The link and "secret password" to your class blog.



15. Forget elaborate butcher paper decorations. Your walls will soon be filled with your students' work—and you deserve the most out of the end of your summer!

15