

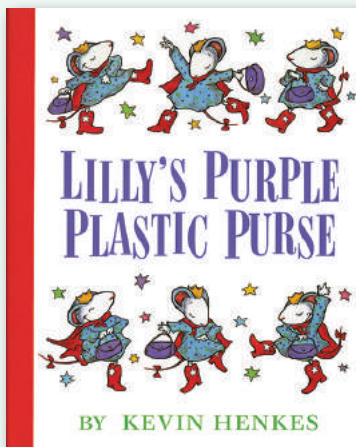



KEVIN HENKES:

An Author Study

Using Art and Writing to Teach Kevin Henkes's Books
Featuring:



Aligns with Common Core Standards for Grades 1–4

ABOUT KEVIN HENKES



Photo by Michelle Corpora

Kevin Henkes was born in 1960 in Racine, Wisconsin, and during his childhood, he often visited the local art museum—the Charles A. Wustum Museum of Fine Arts. He also visited the library on a weekly basis with his family. He pored over books and was intrigued by the authors and illustrators, but he says, “I never imagined that one day I would be one myself.”

He grew up loving books and loving to draw and paint. During his junior year of high school, writing became essential to him, and when he was a senior, a public librarian introduced him to Barbara Bader’s *American Picture Books from Noah’s Ark to the Beast Within*. It was only natural that he would decide to write and illustrate children’s books for a career.

Kevin Henkes began college at the University of Wisconsin at Madison, choosing to go there in large part because of the School of Education’s Cooperative Children’s Book Center (CCBC). The July after his freshman year, he set off for New York with a selection of work and a ranked list of publishers. His first choice was Greenwillow Books, headed at the time by its founder, Susan Hirschman. Mrs. Hirschman signed him up on the spot, and he took the fall semester off to work on what became his first published book, *All Alone* (1981).


In 1986, Kevin Henkes’s picture book portfolio blossomed thanks to the birth of some little mice in *A Weekend with Wendell*. Sixteen books featuring a parade of dynamic and unforgettable mouse characters have followed, including the 1994 Caldecott Honor book, *Owen*; and the most famous of them all, *Lilly’s Purple Plastic Purse*. With the release of *Lilly’s Purple Plastic Purse* in 1996, Kevin Henkes presented the world of children’s literature with a memorable new addition to its roster of cherished characters. His newest mouse character, Penny, stars in a series for beginning readers that includes *Penny and Her Song*, *Penny and Her Doll*, and *Penny and Her Marble*.

In addition to his picture books, Kevin Henkes has published twelve novels. *Words of Stone* is especially meaningful to him, because this book was his first to elicit letters from older children and adults. His novel *Olive’s Ocean* won a Newbery Honor in 2004, and his most recent novel for young middle-grade readers is *The Year of Billy Miller*, published in 2013. Kevin Henkes says, “Writing a good children’s book comes from someplace within. I think that’s why I love writing about kids who are interested in being a writer or an artist because then I can look at the world through the eyes of a young artist. That’s what I was, so I think I understand them.”

Kevin Henkes writes, paints, and draws in his studio on the third floor of his home in Wisconsin, where he lives with his family. His desk is surrounded by books, including some of his favorite books from childhood, and a cabinet is filled with his drawings. His tools are simple; he writes his drafts using paper and ink and then types them up using a typewriter that belonged to his wife when she was in college. He still uses the light box he had as a child.

In 2005, Kevin Henkes was awarded the Caldecott Medal for *Kitten’s First Full Moon*. The impact that he has made in his impressive career was further acknowledged when the Association for Library Service to Children, a division of the American Library Association, selected him to deliver the prestigious May Hill Arbutnot Lecture in 2007. This is an honor bestowed upon “an individual who has made significant contributions to the field of children’s literature.”

Henkes states: “My main goal is to create books that please me. Of course I’m happy when teachers, parents, or librarians thank me because for them one of my books says something important about tolerance, loyalty, or individuality. But I’m most pleased when children tell me that they loved one of my books, that it made them laugh, that they sleep with it under their pillow.”



A Q&A WITH KEVIN HENKES

Q: When you begin a picture book such as *Wemberly Worried*, do you always know where the story is going, or do your characters ever take you by surprise and pull the story in another direction?*

A: Books begin with character; character is the seed from which a book grows. When I set out to write *Wemberly Worried*, I didn't know the book would end with the start of school, although in hindsight, it seems a logical path for the book to have taken. That's the magic and mystery of creation.

Q: It must be a very different process, working on a novel. Do you still have vivid pictorial images of the characters and their environment in your head?*

A: Writing a novel is very different. I can delve much deeper into a character's psyche, for example. I can describe a scene at length. And I can deal with subject matter that is more complex than the subject matter of my picture books. But, because I'm a visual person, I do have very strong images in my head as I work. I love describing my characters and their environments. Setting a scene—providing proper lighting, the colors and textures of things, sounds—is one of my favorite things about writing a novel.

Q: How does writing a novel differ from writing a picture book?*

A: The thing that's most different for me is that when I'm writing a picture book, I will sometimes see the complete book in my head. With a novel, I don't at all. I know perhaps a character and an opening situation. I think I know where I want to end, but I have no idea how I will get there or who will populate the book in terms of people, other than my main character. I write very, very, very slowly when I'm writing a novel. I usually think about it for about a year, and then I'll take notes for a year, which is happening while I'm working on something else. Then when I write the novel, I write paragraph by paragraph, very slowly. I know other people who write many, many drafts, but that's not the way that I work. I go very slowly and have just one draft, even though I may write one paragraph 15 times before I get it absolutely the way I want it to be. Because I do write in such small chunks, I read it aloud many times as I'm going.

Q: When you began *The Year of Billy Miller*, how did your writing process compare to the 5-step process that young writers learn in school? Do you do any of the following: research, prewriting, drafting, revising, proofreading, and publishing?

A: When I began *The Year of Billy Miller*, I wasn't consciously thinking about things like research, prewriting, drafting, revising, and proofreading. But, of course, I do all of those things in my own way. My books usually begin with character. Character is the seed from which my books grow. I took notes about Billy long before I began working on the actual story. My notes included things such as: what he looked like, what he liked to do, who his friends were, what his family was like. This is the kind of prewriting I do. My research involved, among other things, going to lunch (with my notebook) at the restaurant that was the inspiration for Ruby's Cupboard in Part 3. The restaurant was a favorite of my kids when they were small. I hadn't been back to it in many years. I probably could have written the scene from memory and by using my imagination, but it was fun to revisit it.

I think for a long time before I begin to write. When I do write, I write slowly. And I revise as I go. It might take me a week to write one paragraph. I've never used an outline. I tend to figure things out as I plod forward.

Q: What role do plot sequence, character development, setting, theme, and conflict resolution play in your writing process?

A: All these things—plot sequence, character development, setting, theme, and conflict resolution—are important to the writing process. They are tools writers use. I don't think of them by name, per se, but rather use them instinctively. As a writer this is what I want: I want my characters to be believable, I want the story to be convincing. And I want to write good sentences. It's as simple and difficult as that.

Q: What is an example of a theme or major idea that you convey in your body of work?

A: So many of the children (or mice or other animals) who populate my work use imagination—as play, as an escape, as a tool. Imagination is a theme I've returned to again and again. It is a theme that has been with me from the very beginning of my career.*

Q: How long does it take you to complete a new picture book, from getting the idea to final page proofs? How much time do you spend on each illustration, and what kinds of changes do you make to your words and pictures?*

A: Each book is different. Some come easily, and some are very difficult to bring to completion. I'll often think about an idea for months, even years, before I'm ready to write. It's difficult to say how much time I spend on each illustration. I don't do each illustration from start to finish; I do them in stages. I do sketches for the entire book first. Then I'll refine all the sketches. Next, I'll do a finished pencil drawing for each illustration in the book. Inking comes next. At this point, I make several copies of each ink drawing so that I can test different colors before I finally paint each piece. If I change words at this point, it's usually a matter of taking something out that isn't necessary any longer. Perhaps I've "said" what I want to say in the illustration and don't need the words any longer.

Q: When you write a picture book, do you write the whole text first before creating the art? How do you determine where to break the story into pages?

A: When I'm working on a picture book, the words always come first. I try to perfect the words before I draw anything. However, I do think about the pictures while I write. Because I'm both the author and the illustrator, I often edit as I write, knowing that the pictures will provide important information. For example, in *Chester's Way* I didn't mention Lilly's boots, crown, or cape when I wrote the story, although I knew long before the manuscript was finished that Lilly would be wearing them. Determining where to break the story into pages is important—and instinctual in many cases. Some breaks seem natural and obvious. Others take longer to figure out. I cut up the text into sections and move the sections around in a blank dummy until the flow and pacing seem right. Reading the text aloud again and again helps, too.


Q: Do you have any recommendations for ways classroom teachers or parents can help children grow as readers, writers, and artists?*

A: Exposure is everything. Read aloud as often as possible. If your child likes to write or draw, make sure that he or she always has paper available. Encourage children to experiment when it comes to art, and remind them to have fun and not be concerned with creating a masterpiece. If, as adults, we value art and books, our children will, too.

*Questions and answers from TeachingBooks.net

**Question and answer reproduced with permission from *School Library Journal* © Copyright 2004 Library Journals LLC, a wholly owned subsidiary of Media Source, Inc.

EGG: Perfect for learning about making new friends!



Interest Level: PreK-2
Guided Reading Level: H
Themes: Diversity, Friendship, Feelings

ABOUT THE BOOK

This masterful and stylistically original picture book—a graphic novel for preschoolers—introduces young children to four eggs. One is blue, one is pink, one is yellow, and one is green. Three of the eggs hatch, revealing three little birds who fly away. But the fourth egg, the green egg, does not hatch. Why not? The three birds return to investigate. Crack! The green egg hatches, too, revealing a baby alligator! Startled (and afraid they might be lunch), the birds fly off the page, leaving the baby alligator alone, sad, lonely, and miserable. The baby birds return—did they decide they had misjudged this big green baby?—and the four new friends head off on an adventure together. With a surprising and compelling mix of comic-like panels, wordless pages and spreads, and a short text featuring word repetition, surprise, and suspense, *Egg* is an ideal book for emergent readers as well as for sharing in a group.

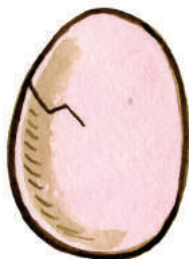
BEFORE READING

Introduce students to the basic concept and structure of a graphic novel. Use a document camera or an overhead projector to model how to read from left to right, from frame to frame. Point out other unique aspects of the format, such as the use of panels, words, colors, and lines.

DISCUSSION QUESTIONS

1. Read the first two pages. How are these pictures alike? How are they different?
2. Why do you think the green egg does not hatch with the others?
3. What are the little birds listening for? Why do they peck the egg?
4. What do the birds do when the alligator hatches? Why?
5. How does the alligator feel when the birds fly away?
6. Why do you think the birds come back? How does the alligator feel when the birds return?
7. Why is the friendship between the birds and the alligator surprising?
8. How long do the birds and the alligator play together? How do you know?
9. How does the story end?
10. Does this story need to have any more words in it? Why or why not?

Correlates to Common Core State Standards (CCSS) Reading Literature: Key Ideas and Details: RL.K.1, RL.1.1, RL.K.3, RL.1.3; Integration of Knowledge and Ideas: RL.K.7, RL.1.7



crack



crack



crack



?

EGG: Perfect for learning about making new friends!

ACTIVITIES

- 1. Box It In.** Show students the 4-frame page of the birds approaching the green egg. Discuss what is happening in each frame. Then give students a 4-box template. Ask them to create a story by drawing a related picture in each box. Tell students that their pictures should convey the story without words. Then have students switch pages with a partner. Each student should try to tell their partner's story aloud by looking at the pictures. Partners should ask each other for clarification as needed.

Correlates to Common Core State Standards (CCSS) Writing: Text Types and Purposes: W.K.3; Speaking and Listening: Comprehension and Collaboration: SL.K.2, SL.1.2

- 2. And Then . . . Discuss the Story's Ending.** Ask students to predict what would happen if the story continued. Then have students write and illustrate a sequel to *Egg*. Younger children can make drawings to show their ideas.

Correlates to Common Core State Standards (CCSS) Writing: Text Types and Purposes: W.K.3; W.1.3; Speaking and Listening: Comprehension and Collaboration: SL.K.1, SL.1.1

- 3. The Show Must Go On.** Ask students to name the characters in the story, and then have them work in small groups to create puppets of the birds and the alligator. Then ask them to work together to retell the story using their puppets. Students can perform their puppet show for the rest of the class.


Correlates to Common Core State Standards (CCSS) Reading Literature: Key Ideas and Details: RL.K.2, RL.K.3, RL.1.2, RL.1.3; Speaking and Listening: Presentation of Knowledge and Ideas: SL.K.5, SL.1.5

- 4. How Are You Feeling?** Discuss how the characters' feelings change in this story. Students should recall that the alligator is sad when the birds fly away, but is happy when the birds come back and befriend him. Students should also explain that at first the birds are frightened of the alligator, but then they become curious, and finally, happy to meet a new friend. Ask students to think of an experience during which their feelings changed. What happened to make them feel one way, and then another? In small groups, have students discuss their experiences. Then have students write (or draw) a personal narrative story about their experience.


Correlates to Common Core State Standards (CCSS) Writing: Text Types and Purposes: W.K.3; W.1.3; Speaking and Listening: Comprehension and Collaboration: SL.K.1, SL.1.1

- 5. A Good Egg.** Ask students to think about which animals lay eggs. Then use books or Internet resources to create a list of oviparous animals. As a class, write an informational piece about oviparous animals. Model how to include a topic sentence, supporting facts, and a closing sentence. Students can add illustrations of oviparous animals.

Correlates to Common Core State Standards (CCSS) Writing: Research to Build and Present Knowledge: W.K.7; W.1.7



WAITING: Perfect for learning about imagination!



Interest Level: K-3
Guided Reading Level: J
Themes: Friendship, Patience

ABOUT THE BOOK

Five animal friends sit patiently on a windowsill waiting and watching the world outside. The owl waits for the moon; the pig waits for the rain; the bear waits for wind; the puppy waits for snow; the rabbit waits for . . . nothing in particular. Occasionally, gifts will appear on the windowsill, and a new friend might arrive, but together they all wait. One day a cat with patches joins them, and the windowsill friends receive a big surprise!



DISCUSSION QUESTIONS

1. Why does the puppy have to wait so long for the snow? How often does it snow?
2. Why is the owl happy more often than the other animals? How often does the owl get to see the moon?
3. What makes the pig and the bear happy? Is there a particular season of the year that might make each of them happier because the rain or the wind occurs more frequently?
4. When one of the friends goes away, where might the departed friend go? Who might take the friends away?
5. Who could have brought the gifts to the friends on the windowsill? What gifts do the friends receive?
6. How do the friends know the elephant came from far away? Why does he leave and never return?
7. How do the pictures of the clouds relate to each one of the animal friends?
8. What occurs in the scenes outside the window? How does what the friends witness outside the window relate to the weather and the seasons of the year?
9. What is the cat with patches waiting for? Based on the expressions on their faces, how do the friends on the windowsill react to the new kittens?
10. What might the cat with patches and her kittens wait for while they sit on the windowsill?

Correlates to Common Core Standards (CCSS) Speaking and Listening: Comprehension and Collaboration: SL.K.1, SL.1.1, and SL.2.1; SL.K.2, SL.1.2, and SL.2.2; SL.K.3, SL.1.3, and SL.2.3. Reading Literature: Key Ideas and Details: RL.K.1, RL.1.1, and RL.2.1; Language: Conventions of Standard English: L.K.1, L.1.1, and L.2.1.



WAITING: Perfect for learning about imagination!

ACTIVITIES

- 1. Every Picture Tells a Story.** Ask students to look through the book and find two illustrations that give the reader information that the words do not say. Discuss the fact that Kevin Henkes both wrote and illustrated the book. Then ask students to draw their own illustration of one of these scenes and to explain the information the illustration conveys. Display the students' art and explanations in the classroom.

Correlates to Common Core Standards (CCSS) Language: Conventions of Standard English: L.K.1, L.1.1, and L.2.1; L.K.2, L.1.2, and L.2.2. Writing; Text Type and Purpose: W.K.1, W.1.1, and W.2.1; Reading Literature: Craft and Structure: RL.K.6, RL.1.6, and RL.2.6.

- 2. Sky Images in the Clouds.** On a nice day with clouds in the sky, take students outside to observe the clouds and help them to imagine or see familiar objects in the clouds. Ask students to write a poem about an image they see or their experience of searching the sky for familiar cloud shapes. Have students draw the shape of the cloud image they see, and then read their poems to the class. Collect the images and poems to create a classroom book.

Correlates to Common Core Standards (CCSS) Language: Conventions of Standard English: L.K.1, L.1.1, and L.2.1; L.K.2, L.1.2, and L.2.2. Writing; Text Type and Purpose: W.K.1, W.1.1, and W.2.1.

- 3. Do You See What I See?** The scenes the friends see outside their window vary from day to day. Ask students to select one of the scenes and write about a time when they saw or experienced a similar scene out of a window in their home, school, or another setting. Have students include why they think that memory has remained strong for them. Ask students to share their writing in small groups. Post student writing in the classroom.

Correlates to Common Core Standards (CCSS) Language: Conventions of Standard English: L.K.1, L.1.1, and L.2.1; L.K.2, L.1.2, and L.2.2. Writing; Text Type and Purpose: W.K.2, W.1.2, and W.2.2.


- 4. Patiently Waiting Brings Rewards.** Ask students to write a paragraph about something they are waiting for and why they are waiting OR something they waited for and received. Students should express the emotions they feel while they wait, or, if they received something they waited for, how they felt when they received it. Create a classroom windowsill display that's similar to the windowsill in the book. Have students draw pictures of themselves waiting and/or receiving what they've waited for. Display their paragraphs next to their self-portraits.

Correlates to Common Core Standards (CCSS) Language: Conventions of Standard English: L.K.1, L.1.1, and L.2.1; L.K.2, L.1.2, and L.2.2. Writing; Text Type and Purposes: W.K.1, W.1.1, and W.2.1.

- 5. In Your Own Words.** After reading the book, pair up students with a partner and have them list the events that occurred in the story, in the order in which they happened. After they make their lists, ask students to write a one-sentence reaction to the story on sentence strips, stating what they liked the most or the least or what the story reminded them of. Ask students to read their one-sentence reactions to the class, and post the sentence strips in the classroom.

Correlates to Common Core Standards (CCSS) Language: Conventions of Standard English: L.K.1, L.1.1, and L.2.1; L.K.2, L.1.2, and L.2.2. Writing; Text Type and Purpose: W.K.3, W.1.3, and W.2.3; Reading Literature: Craft and structure: RL.K.6, RL.1.6, and RL.2.6.





Interest Level: K-3
Guided Reading Level: G
Themes: Nature, Imagination

ABOUT THE BOOK


As she sits on her porch, Kitten sees the huge moon in the sky and thinks it is a bowl of milk. It looks delicious and she wants to taste it, so she tries reaching and jumping as far as she can and chasing and climbing as fast and as high as she can. She even tries swimming. Every attempt fails, and sadly she walks home—where, to her surprise, she finds a bowl of milk waiting for her on her porch.



DISCUSSION QUESTIONS

1. What kind of bug does Kitten get on her tongue? What clues do the illustrations give to help you determine the kind of bug?
2. The moon is high in the sky, so why does Kitten think it is possible to reach the “bowl of milk”?
3. During what season of the year does the story take place? What clues do the illustrations give to help you reach that conclusion?
4. Why is Kitten scared when she climbs to the top of the tree?
5. Why is the “bowl of milk” Kitten sees in the pond bigger than the “bowl of milk” in the sky?
6. Why does Kitten jump into the pond? How does she react when she lands in the water?
7. Why does Kitten keep trying to reach what she thinks is a bowl of milk even after she fails multiple times?
8. How do you know how Kitten feels after each failed attempt to reach the “bowl of milk”?
9. What does Kitten find on her porch when she returns home from her night of chasing a bowl of milk? How does Kitten feel then?
10. What phrase is repeated throughout the story? Why would Mr. Henkes repeat this phrase after each of Kitten’s failed attempts to obtain her goal?

Correlates to Common Core Standards (CCSS) Speaking and Listening: Comprehension and Collaboration: SL.K.1, SL.1.1, and SL.2.1; SL.K.2, SL.1.2, and SL.2.2; SL.K.3, SL.1.3, and SL.2.3. Reading Literature: Key Ideas and Details: RL.K.1, RL.1.1, and RL.2.1; Language: Conventions of Standard English: L.K.1, L.1.1, and L.2.1.



ACTIVITIES

- 1. Learn by Example.** Discuss with students the reasons why Kitten keeps trying to reach an impossible goal. Ask them to retell each of Kitten's attempts and describe how each attempt failed. After the discussion, ask students to write the lesson they learned from the story.

Correlates to Common Core Standards (CCSS) Language: Conventions of Standard English: L.K.1, L.1.1, and L.2.1; L.K.2, L.1.2, and L.2.2. Writing; Text Type and Purpose: W.K.1, W.1.1, and W.2.1;

- 2. Black and White Enhance Meaning.** Very few picture books are illustrated in black and white. Ask students why they think Mr. Henkes used black and white illustrations. Discuss how the illustrations are an integral part of the story. Then, using Henkes' illustrations as a model, ask students to draw a short series of pictures (3–4) of their pet or a friend's pet. Have students label each illustration. Allow students to use pencil or charcoal and encourage them to add shading and details, where appropriate. Post illustrations in the classroom.

Correlates to Common Core Standards (CCSS) Language: Conventions of Standard English: L.K.1, L.1.1, and L.2.1; L.K.2, L.1.2, and L.2.2. Speaking and Listening: Comprehension and Collaboration: SL.K.2, SL.1.2, and SL.2.2; Reading Literature: Craft and Structure: RL.K.6, RL.1.6, and RL.2.6.

- 3. Phases of the Moon.** Discuss with students the different phases of the moon. Have students fold a sheet of paper into four sections and then draw four different stages of the moon. Ask students to identify and label each stage they draw and then to write a sentence describing what the moon looks like to them at each of the four stages. Have students share their phases and descriptions with a partner.

Correlates to Common Core Standards (CCSS) Language: Conventions of Standard English: L.K.1, L.1.1, and L.2.1; L.K.2, L.1.2, and L.2.2. Writing; Text Type and Purpose: W.K.2, W.1.2, and W.2.2

- 4. Kitten's Character.** Kitten could be described as hungry, inquisitive, brave, fast, persistent, and unlucky. Write these words on the board, and then read a passage from the book. Ask students to select the word they think fits Kitten's actions in that passage, and ask them to explain why they selected that word. Then, going back to the list of words on the board, ask each student to select one word and use it to write a new sentence describing Kitten and giving information from the story about her actions. Students can read their sentences to the class.


Correlates to Common Core Standards (CCSS) Language: Conventions of Standard English: L.K.1, L.1.1, and L.2.1; L.K.2, L.1.2, and L.2.2. Language: Vocabulary Acquisition and Use: L.K.4, L.1.4, and L.2.4; Reading Literature: Craft and Structure: RL.K.4, RL.1.4, and RL.2.4.

- 5. In Your Own Words.** After reading the book, place students with a partner and have them list the events that occurred in the story, in the order in which they happened. After they make their lists, ask students to write a one-sentence reaction to the story on a sentence strip, stating what they liked the most or the least or what the story reminded them of. Have students share and discuss their reaction strips in small groups. Ask each group to share one of the student reactions or a new group idea or insight.

Correlates to Common Core Standards (CCSS) Language: Conventions of Standard English: L.K.1, L.1.1, and L.2.1; L.K.2, L.1.2, and L.2.2. Writing; Text Type and Purpose: W.K.3, W.1.3, and W.2.3; Reading Literature: Craft and Structure: RL.K.6, RL.1.6, and RL.2.6.



CHRYSANTHEMUM: Perfect for learning to love your name!



Interest Level: K-3
Guided Reading Level: L
Themes: Friendship, Family, Bullying

ABOUT THE BOOK

Chrysanthemum loves everything about her perfect name until her first day of school. When a trio of mean girls teases and taunts her about the unsuitability of her name, Chrysanthemum doubts that her name is “absolutely perfect”; she thinks it is absolutely dreadful. It is only when the students go to music class and Mrs. Twinkle reveals to the class her own long, flower-based name—Delphinium— that Chrysanthemum feels better and becomes the envy of the three mean girls.



DISCUSSION QUESTIONS

1. What is a chrysanthemum? Have students research and discuss.
2. Why do the mean girls make fun of Chrysanthemum’s name?
3. Could her classmates have done anything to stop the girls from teasing Chrysanthemum?
4. What could Chrysanthemum have done to overcome the bullying?
5. How do Chrysanthemum’s parents help her feel better each day when she comes home from school?
6. What happened at school to help Chrysanthemum feel good about her name again?
7. How did Jo, Rita, and Victoria change after they met Mrs. Twinkle?
8. Chrysanthemum dreams that her name is Jane. (“It was an extremely pleasant dream.”) Do you like your name? Why or why not?
9. If you could change your name to any name in the world, what name would you choose?
10. Read and discuss the epilogue. Why do you think the author chose to include this in the story?

Correlates to Common Core State Standards (CCSS) Reading Literature: Key Ideas and Details: RL.K.1, RL.1.1, RL.K.3, RL.1.3; Integration of Knowledge and Ideas: RL.K.7, RL.1.7



CHRYSANTHEMUM: Perfect for learning to love your name!

ACTIVITIES

- 1. Making Connections.** What if Mrs. Twinkle had not come to Chrysanthemum's rescue? What could Chrysanthemum have done to get the girls to stop badgering her? What good advice could you give her, based on your own experience, about how to deal with bullies and people who say mean things? Talk this over as a group.

Correlates to Common Core State Standards (CCSS) Reading Literature: Key Ideas and Details: RL.K.1, RL.K.2.

- 2. When I'm Feeling Down.** "Chrysanthemum felt much better after her favorite dinner (macaroni and cheese with ketchup) and an evening filled with hugs and kisses and Parcheesi."

What are the foods and games and other comforts that help you feel better when you are feeling down? Write and illustrate and then share responses:

"When I'm feeling down, I feel better when I _____."

Correlates to Common Core State Standards (CCSS) Writing: W.K.1, W.K.2.

- 3. Beautiful Words.** Chrysanthemum's father has a way with words. Her mother says, "Your name is beautiful." Her father adds, "And precious and priceless and fascinating and winsome." Of her cruel classmates, her mother says, "They're just jealous." Her loquacious father says, "And envious and begrudging and discontented and jaundiced."

Explore synonyms and antonyms. Children can work in pairs and come up with two opposite adjectives, and then four synonyms for each, writing and illustrating the following:

Yesterday I felt _____. And _____ and _____ and _____ and _____.

But today, I feel _____. And _____ and _____ and _____ and _____.

Pick a pair of words (tired; awake) to use as models for brainstorming, and show how you can use the dictionary, thesaurus, and the website www.thesaurus.com to come up with a host of interesting (and captivating and engrossing and intriguing and unusual) synonyms.

Correlates to Common Core State Standards (CCSS) Craft and Structure: RL.1.4

- 4. Name Games.** Celebrate names by making decorative name cards. Children can write their names with colored markers on strips of cardstock paper and decorate them with beads, buttons, glitter, and bits of shiny ribbon. Take digital pictures of each child, print them out, and make a class bulletin board of names and faces labeled with their fancy name cards.

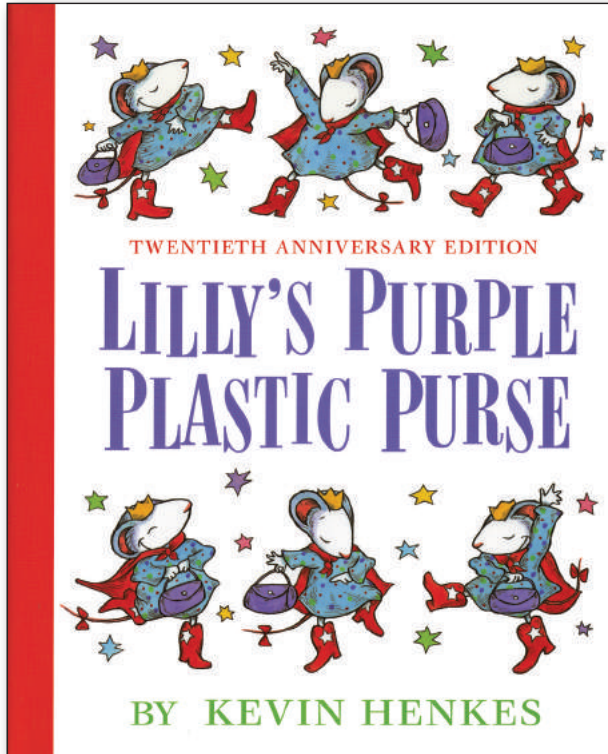
Victoria says of Chrysanthemum, "I'm named after my grandmother. You're named after a flower!" As a homework assignment, children can ask their parents to tell and write down the stories of how they got their perfectly perfect names.

- 5. Name Garden.** Provide precut construction paper petals to students. Have them write each letter of their first name on a petal, and use them to create a name flower. Help students paste the petals on a sheet of paper and instruct them to draw stems and leaves to make the flower complete. Finally, ask students to write three adjectives that describe themselves. Hang all the flowers on the bulletin board to create a unique, special classroom name garden.

Correlates to Common Core Standards (CCSS) Reading Literature: Key Ideas and Details RL.2.1



LILLY'S PURPLE PLASTIC PURSE: Perfect for learning to love school!



Interest Level: K-3
Guided Reading Level: M
Themes: Friendship, Family, School

ABOUT THE BOOK

Lilly loves everything about school, especially her teacher, Mr. Slinger. Lilly just can't wait until Sharing Time to show off her movie star sunglasses, her shiny quarters, and her purple plastic purse; she continually interrupts Mr. Slinger to show her classmates her new possessions. Finally, when Mr. Slinger takes Lilly's things away from her, Lilly draws a mean picture of him. It isn't until Mr. Slinger gives her belongings back to her with a kind note and snacks that Lilly realizes she owes Mr. Slinger an apology.



DISCUSSION QUESTIONS

1. Why did Mr. Slinger take away Lilly's beautiful purse?
2. Why did Lilly get angry with Mr. Slinger?
3. What do you think Mr. Slinger thought and did when he opened his book bag and found the mean picture that Lilly drew of him?
4. "I do not want to be a teacher when I grow up," Lilly said as she marched out of the classroom." Why did she change her mind when she got outside?
5. Lilly runs home and tells her parents everything. How do you think they reacted?
6. She even put herself into the uncooperative chair. What infractions would land a child in the uncooperative chair? Why does Lilly put herself there? How does it help her?
7. Look at Lilly's parents together with her and baby Julius in the kitchen. Her father is baking tasty No-Frills Cheese Balls for Lilly to take to school. Why is he doing that? Her mother writes a note to Mr. Slinger, though the contents are never revealed to us? What do you think her note said?
8. How does Lilly apologize to Mr. Slinger for her behavior?
9. How does Lilly's apology affect her, Mr. Slinger, and the class?
10. What would have happened if Lilly had not apologized to Mr. Slinger?

Correlates to Common Core State Standards (CCSS) Reading Literature: Key Ideas and Details: RL.K.1, RL.1.1, RL.K.3, RL.1.3; Integration of Knowledge and Ideas: RL.K.7, RL.1.7



LILLY'S PURPLE PLASTIC PURSE: Perfect for learning to love school!

ACTIVITIES

- 1. Making Connections.** How have you apologized or made amends when you've done something wrong? What did you say? What is the best apology you ever gave? How did you feel afterward?

What is the best apology you ever received? How did you forgive that person? How did you feel afterward?

Share the famous apology poem, "This Is Just to Say," by William Carlos Williams, which starts: "I have eaten / the plums / that were in / the icebox . . ."

Children can compose apology poems, write I'm-sorry stories, and draw amend-making pictures to right wrongs that may be in their lives.

And, of course, they can do an Interpretive Dance to celebrate, just as Lilly and Mr. Slinger did in class.

Correlates to Common Core Standards (CCSS) Integration of Knowledge and Ideas RL.1.9

- 2. Loving School.** Lilly says, "I love school!" Wowed by her teacher, Mr. Slinger, she says, "I want to be a teacher when I grow up." Talk over and share: What do you love about your school? What's so special about Mr. Slinger? What makes a great teacher?

Older children can write thank you notes to a teacher who had an impact on their lives.

Correlates to Common Core Standards (CCSS) Reading Literature: Key Ideas and Details RL.2.1, RL.2.3.

- 3. The Lightbulb Lab.** One thing Lilly loves at school is Mr. Slinger's Lightbulb Lab, a kidney-shaped table situated at the back of the classroom, with a sign on the wall proclaiming "Where Great Ideas Are Born." There, students can express their ideas creatively through drawing and writing. Talk over why it's called the Lightbulb Lab. If you don't already have such an area in your classroom, why not set one up?

Correlates to Common Core Standards (CCSS) Reading Literature: Key Ideas and Details RL.2.1, RL.2.3.

- 4. What's in the Purple Plastic Purse?** Using ingenuity and your own innate creativity, buy, borrow, modify, or create your own purple plastic purse as a prop to use after reading the story aloud. Place in it a variety of objects that begin with the letter "P" such as: a Popsicle stick, a potato, a stuffed pig, a puppet, a pea pod, a pearl, a pencil, or even a pair of pants.

Give everyone a clue to each object's identity, riddle style: "You can mash me or bake me or fry me, even if you don't live in France. What am I?"

When they guess correctly, pull out the spud from your purse and have everyone recite the following alliterative tongue twister: "Lilly pulled a potato from her purple plastic purse."

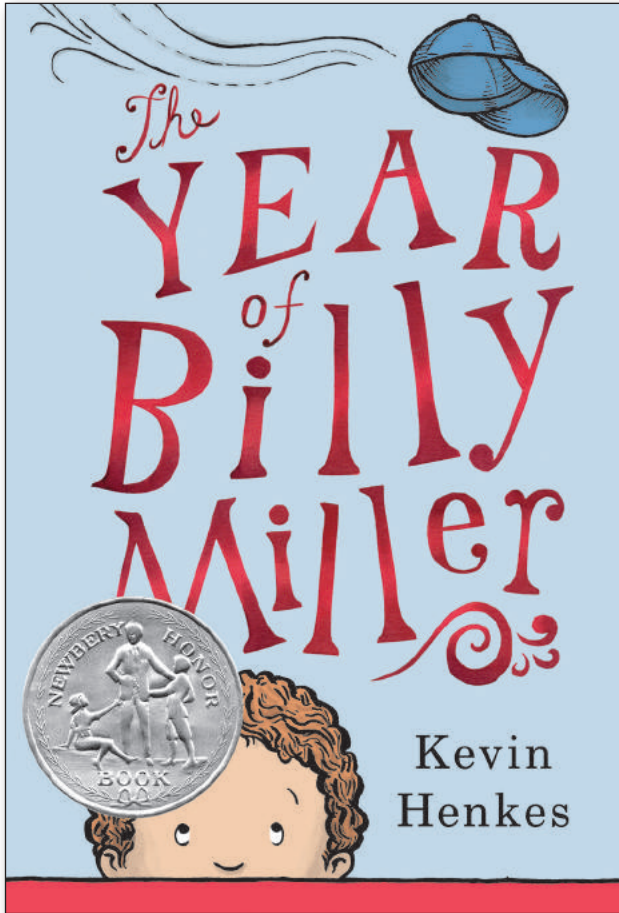
Correlates to Common Core Standards (CCSS) Speaking and Listening: SL. 2.1.A, 2.1B; SL.2.2.

- 5. Riddle Time.** Explain the format of a riddle and write an example with the class. Ask students to make a list of objects (nouns) that are their favorite or special possessions. Then ask each student to select one of the objects and to write a riddle that's a clue to the object's identity. The students can present their riddles to the class, and their classmates can guess what the objects are.

Correlates to Common Core Standards (CCSS) Reading Literature: Craft and Structure RL.2.4.




THE YEAR OF BILLY MILLER: Perfect for starting the new school year!



Interest Level: 3–6
Guided Reading Level: P
Themes: Friendship, Family, Social Issues

ABOUT THE BOOK


Billy's mom is a teacher and his dad works at home as an artist, spending his days finding objects he can use for his found-art sculptures. When Billy begins second grade, he is scared and unsure of how he will perform in school. To make matters worse, there is a new girl who sits at his table, and she constantly criticizes him. As the school year progresses, Billy Miller does well and overcomes his insecurities. He helps his dad with a unique found-art idea, he makes a true-to-life bat cave diorama, and he writes his mom the perfect poem. *The Year of Billy Miller* proves to be the best year Billy could have hoped for.



DISCUSSION QUESTIONS

1. How does Billy's father support and encourage him when he is fearful or troubled?
2. What are some of the situations Billy worries about? How does Billy's worrying affect his actions?
3. How does Billy feel when Ms. Silver tells him he is smart? Why is it such a relief for him to hear praise from his teacher?
4. How does Billy treat Sal? Why does she irritate him so much? Do Billy's feelings toward his sister change?
5. Why does Billy want to call his father Dad instead of "Papa"? How do his parents react to their new names?
6. What does Billy's dad mean when he talks about something "shredding his heart"? How does Billy react to his father when he hears this phrase?
7. How does Billy feel when his attempt to stay awake all night fails? Why was it so important to him to achieve his goal of staying up all night?
8. Throughout the book, Emma says unpleasant things to Billy, and her comments motivate him to action. What does Billy accomplish because of Emma's remarks?
9. How does Billy decide whom to write his poem about? Why does he choose his mother?
10. On page 10, Billy's papa encourages him with the thought that his second-grade year will be "the Year of Billy Miller." Then on page 229, Billy tells his mother, "This is the Year of Billy Miller." What lessons does Billy learn throughout the book that help him grow from a scared second grader to a confident boy?

Correlates to Common Core Standard Reading Literature: Key Ideas and Details 2.1, 2.3; Integration of Knowledge and Ideas 2.7; Language: Knowledge of Language 2.3; Speaking and Listening: Comprehension and Collaboration SL.2.1.



THE YEAR OF BILLY MILLER: Perfect for starting the new school year!

ACTIVITIES

- 1. Chinese New Year.** Ms. Silver teaches her students about Chinese New Year. Ask each of your students to select one of the animals in the traditional twelve-year lunar year cycle. Have students draw a picture of the animal and write a short explanation of its meaning.


Correlates to Common Core Standard Writing: Text Types and Purposes W.2.3, Production and Distribution of Writing W.2.5; Research to Build and Present Knowledge W.2.7; Language: Conventions of Standard English L.2.1.

- 2. Found-Art Sculpture.** Ask students to bring small items from home that they find interesting and unique. They can ask their parents to help them look in the garage, attic, or drawers. Once the objects are collected, supply the students with glue, cardboard, string, and other art supplies so they can make a found-art sculpture. Students can present their sculptures to the class and discuss the meaning behind their sculptures. Display the sculptures in the school library.

Correlates to Common Core Standard Speaking and Listening: Presentation of Knowledge and Ideas SL.2.4.

- 3. Diorama-Rama.** Ask students to create a diorama of one of their favorite rooms. It could be a room in their home or a room in a place they enjoy visiting: the zoo, museum, or Grandma's house. Students can share their dioramas by telling the class where the room is located and what it means to them.

Correlates to Common Core Standard Speaking and Listening: Presentation of Knowledge and Ideas SL.2.4.




- 4. Found Family Poetry.** Ms. Silver asked her students to write a poem about a family member. In turn, ask your students to write a "found" poem. Each student can select one family member and write a poem about that person by "finding" at least 10 phrases or parts of sentences from anywhere in *The Year of Billy Miller* and using those phrases as a starting point for their found poem. Students can revise and add to their phrases so that they're relevant to their family member. Then plan a poetry slam for your class to read their poems for their classmates and families.

Correlates to Common Core Standard Writing: Research to Build and Present Knowledge W.2.6; Speaking and Listening: Presentation of Knowledge and Ideas SL.2.5.


- 5. Dialogue with a Difference.** Have students read the conversation between Ms. Silver and Billy on pages 45–50 and discuss the fact that the scene is written from Billy's point of view. Then, as a class, rewrite the scene from Ms. Silver's point of view, to demonstrate how meaning can change depending on point of view. Then ask students, with a partner, to select a scene in the book where Billy has a conversation with one of the other characters. Ask students to rewrite the dialogue from the other character's point of view. Have students perform the "new" scene for their classmates.

Correlates to Common Core Standard Reading Literature: Craft and Structure RL.2.6.




MORE BOOKS BY KEVIN HENKES: A Selected Bibliography


PICTURE BOOKS



Chester's Way
Interest Level: K-3
Guided Reading Level: K
Themes: Friendship, Emotions




Julius, the Baby of the World
Interest Level: K-3
Guided Reading Level: K
Themes: Family, Emotions



Kitten's First Full Moon
Interest Level: K-3
Guided Reading Level: G
Themes: Nature, Imagination




When Spring Comes
Interest Level: K-3
Themes: Nature, Seasons




In the Middle of Fall
Interest Level: K-3
Themes: Nature, Seasons




Old Bear
Interest Level: K-3
Guided Reading Level: H
Themes: Bedtime, Seasons, Nature




Owen
Interest Level: K-3
Guided Reading Level: K
Themes: Family, School, Emotions



Sheila Rae, the Brave
Interest Level: K-3
Guided Reading Level: K
Themes: Family, Emotions




A Weekend with Wendell
Interest Level: K-3
Guided Reading Level: K
Themes: Imagination, Friendship



Wemberly Worried
Interest Level: K-3
Guided Reading Level: H
Themes: School, Emotions, Family


MIDDLE-GRADE



Bird Lake Moon
Interest Level: 5-8
Guided Reading Level: W
Themes: Friendship, Family, Death



Junonia
Interest Level: 3-6
Guided Reading Level: S
Themes: Friendship, Family, Independence, Nature



Olive's Ocean
Interest Level: 5-8
Guided Reading Level: V
Themes: Family, Friendship, Emotions, Death



 **Greenwillow Books**
An Imprint of HarperCollinsPublishers

 **HarperCollins**
PUBLISHERS
Since 1817

www.harperstacks.com

For a complete list of available titles by Kevin Henkes and more resources, visit www.kevinhenkes.com.