

Student Goals Bulletin Board

Teaching students to set goals

Goal setting gives students a sense of purpose that helps improve their confidence. It also builds connections between students' school and outside lives. This bulletin board supports visual goal setting. Here are 5 steps that help your students develop goals and identify the steps they need to take to accomplish them:

- 1. Make sure it's their goal.**
The most important thing to remember is that these are your students' goals, not yours.
- 2. Connect student goals to their vision of happiness.**
It can be tough for students to come up with goals for their future. Ask students to visualize themselves being happy on their way to a future job.
- 3. Show how small steps lead to big dreams.**
Help students set goals that are specific and measurable.
- 4. Make your bulletin board flexible.**
Try to combine setting goals with recognizing accomplishments. Revisit goals regularly.
- 5. Make achieving goals engaging.**
We're competing with a lot of real-world distractions. Achieving goals is predicated on patience and self-discipline, but that doesn't mean it can't be interesting.

How to use this bulletin board:

- Print out each piece.
- Show students the sample pedestals.
- Put students in small groups to brainstorm.
- Have students write one goal and 2–3 steps.
- Cover bulletin board with background paper.
- Put up words, paths, and goalposts.
- Have students put up their individual pedestals.



The Allstate Foundation is committed to helping youth build social and emotional learning skills crucial to learning and leading so they can make a tangible impact on their world.

Set Yourself up for Success



Future Mayor
Join the debate team
Attend a town council meeting
Take a political science course



Future Business Owner
Take an accounting course
Interview a local business owner
Get a part-time job in a local shop



Future Musician
Join the school band
Practice, practice, practice
Learn more about local music contests



Future Journalist
Join a school newspaper
Get a better grade in English
Write down 20 headlines from a local paper












Future Teacher
Work at an after-school program
Take a public speaking course
Interview a teacher about the job










1. Set a goal.










2. Develop achievable steps.

3. Celebrate small successes.

4. Stick to your plan.







**1. Set a
goal.**

**2. Develop
achievable steps.**

**3. Celebrate
small successes.**

**4. Stick to your
plan.**

Yoursself

Set

success

up for

